Vendor Scorecard Job Aid (For Vendor Use)

The Vendor Scorecard provides users with a complete view of one specific vendor.

This report is updated monthly, the 10th of month and includes any VOL changes.



Vendor details including purchase order prep and leadtime, shipping terms, return policy and totals, and supplier performance metrics.

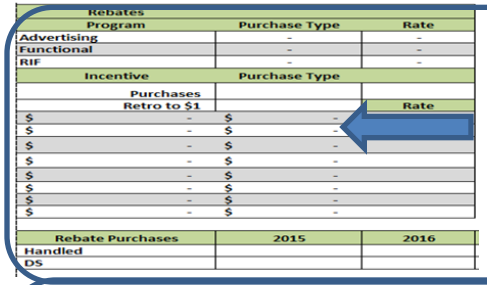

Detailed information on the rebates program.

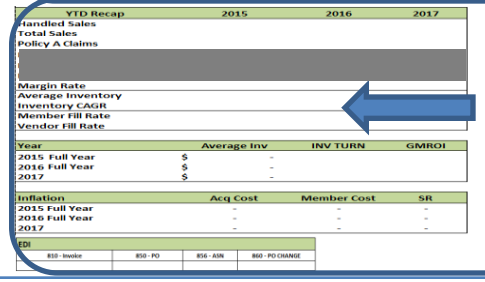

Year to Date recap of sales, claims, margin, average inventory, inflation and EDI details.

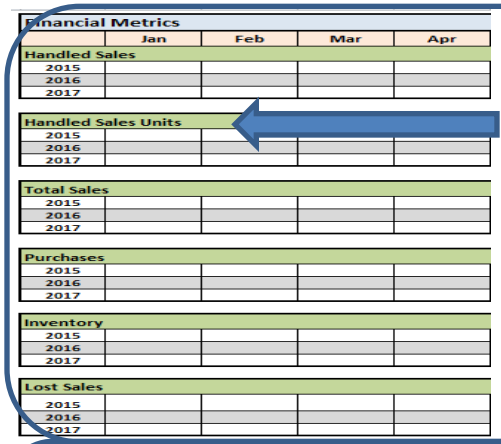

Vendor financial metrics. See details below for definitions.

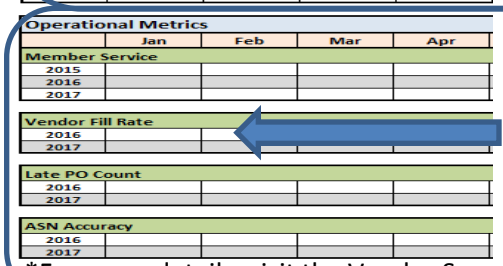

Vendor operational metrics. See details below for definitions.

*For more details, visit the Vendor Scorecard on VOL

Vendor Financial and Operational Metrics

Handled Sales:	Dollar purchases the stores have placed with True Value through the RDCs
Handled Sales Units:	Unit purchases the stores have placed with True Value through the RDCs
Total Sales:	Total dollar purchases the stores have placed with True Value through the RDCs and any Direct Ship purchases.
Purchases:	Purchases True Value has placed to the vendor.
Inventory:	Dollar value of inventory at month end.
Lost Sales:	Orders place by the stores that were not filled and the stores do not accept ship laters.
Member Fill Rate:	Fill rate to the True Value stores, calculated as number of lines filled divided by number if lines ordered. This is a first time fill. The Company overall goal is 97%. If below the goal, the cell is highlighted in red.
Vendor Fill Rate:	Fill rate from the True Value suppliers, calculated at the total units received at a True Value warehouse divided by total units ordered. This is a first time fill. The Vendor Fill Rate goal is 98%. If below the goal, the cell is highlighted in red.
Late PO Count:	The number of purchase orders considered late. Non-Managed vendors (PPD) are considered late based on the PO delivery date. Managed vendors (Collect/PPD w/ allow)are considered late based on the PO ship date and EDI date. There is a 48 hour grace period to be considered late. No purchase order should be late. If below the goal, the cell is highlighted in red.
ASN Accuracy:	Total lines received divided by the total ASN matched lines within the monthly window rounded to the nearest 100th of a percent. The goal is 98%. If below the goal, the cell is highlighted in red.

Updated 8.7.17 KZ